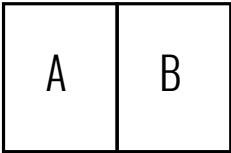


PAGE LAYOUT

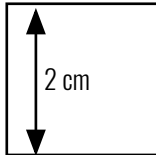


SIZE KEY

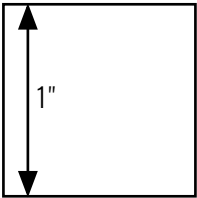
- OPTIMAL SIZE
- - MINIMUM SIZE
- . - MAXIMUM SIZE

HOPPER FRAME BAG SIZING TEMPLATE

Print pattern at 100%; do not scale to fit paper. Before cutting, measure the 1"x1" test square on this page (B) to make sure the pattern pieces are to scale. Cut or fold the excess paper around the borders and tape the pages together according to the diagram.



2 CM TEST SQUARE



1" TEST SQUARE